



City of Cedar Falls
220 Clay Street
Cedar Falls, Iowa 50613



FY2022 BUDGET

WHERE DOES THE MONEY COME FROM?
AND WHERE DOES IT GO?



To the Citizens of Cedar Falls:

The Department of Finance & Business Operations hereby submits the Budget Brochure for 2022. This report is intended to provide the public with a brief summary of the City's Budget for the fiscal year from July 1, 2021 through June 30, 2022. Since the complete FY22 document may contain data unfamiliar to many readers, we have tried to depict our budget highlights through graphics, charts, and condensed table presentation.

This financial information has been gathered from a much lengthier document. The three-year financial plan includes the FY2022 budget, FY2023 and FY2024 projections, the City Council goals, long-term financial strategies, and the Capital Improvement Program. The financial plan also includes charts illustrating property tax effects, debt service schedules, employee information, and other miscellaneous graphs and statistical information. The complete FY2022-2024 Financial Plan is available on the City's website at www.cedarfalls.com or if a hard copy is desired, it can be purchased by contacting the Department of Finance & Business Operations at (319) 273-8600.

**Cedar Falls FY22 Property Tax
Where the Property Tax is Spent**

| Department or Fund | Percentage of Total Levy Property Tax | Total Levy Property Tax Per \$1,000 |
|-------------------------------|---------------------------------------|-------------------------------------|
| Finance & Business Operations | 4.72% | 0.53 |
| Admin./Leg./Miscellaneous | 7.53% | 0.86 |
| Debt Service | 2.95% | 0.30 |
| Community Development | 7.22% | 0.83 |
| Fire | 9.56% | 1.09 |
| Public Works | 12.22% | 1.40 |
| Levy - Cedar Falls Band | 0.16% | 0.01 |
| Levy - Liability Insurance | 0.56% | 0.06 |
| Levy - MET Transit | 1.98% | 0.23 |
| Levy - Library | 2.37% | 0.27 |
| Levy-EMA | 2.41% | 0.28 |
| Library | 5.61% | 0.64 |
| Administration | 2.28% | 0.26 |
| Police | 21.76% | 2.49 |
| Trust & Agency | 18.67% | 2.13 |
| Total Levy | 100.00% | \$11.38 |

With a wide variety of services and \$82 million in budgeted revenues and expenses, YOUR EARLY INPUT AND PARTICIPATION can have a significant influence on the services, which are provided, and on how resources are allocated to those services. For this process to succeed, citizen participation early in the budget process is vital.

**SO PLEASE GET INVOLVED EARLY!
WHAT HAPPENS AND WHEN?**

The City Budget process begins nearly twelve months before the actual start of the budget year, which runs from July 1st through June 30th.

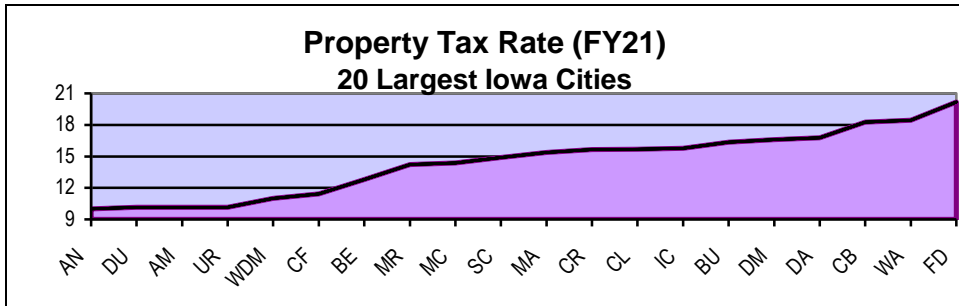
This process provides for:

- A substantial degree of citizen input
- Formal direction from elected officials
- Preparation of the proposed budget by City staff
- Final decision and adoption by the elected City Council

The FY2023 City Budget process includes the following tentatively scheduled meetings at City Hall. Citizens are welcome to attend.

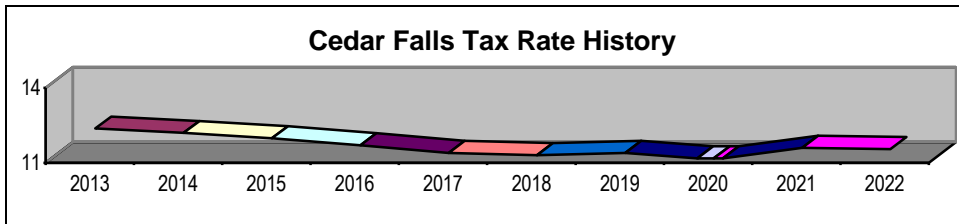
| | | |
|---------------------------|-----------|-------------------------------------|
| Monday, January 17 2022 | 7:00 p.m. | Set Date of Maximum Levy Hearing |
| Monday, February 7, 2022 | 7:00 p.m. | Hold Maximum Levy Hearing |
| Monday, February 7, 2022 | 7:00 p.m. | Set Date of Budget Adoption Hearing |
| Monday, February 21, 2022 | 7:00 p.m. | Public Hearing & Final Adoption |

Prepared by the Department of Finance & Business Operations

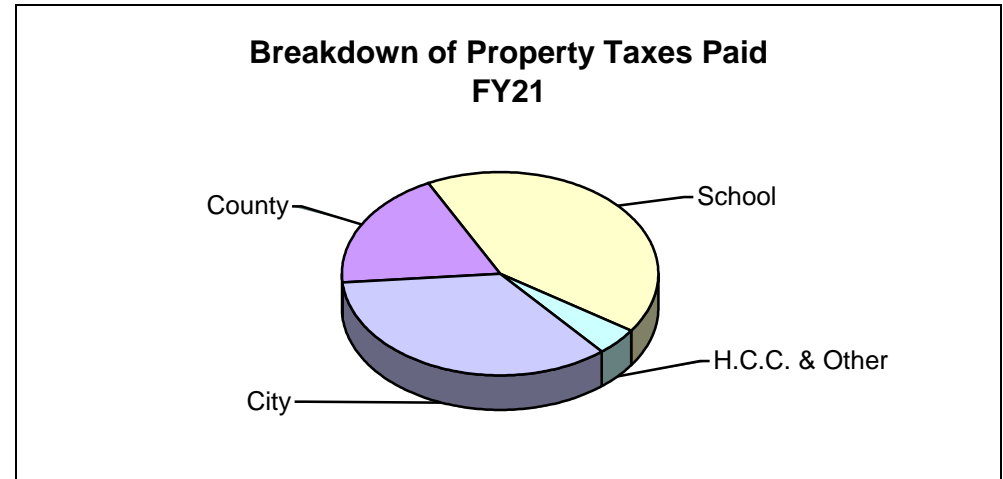


Cedar Falls local government continued to operate at one of the lowest property tax rates among the 20 largest cities in Iowa in FY21.

| City | FY21 Tax Rate | 2010 Population | Abbreviation |
|--------------------|---------------|-----------------|--------------|
| Ankeny | 10.00 | 54,598 | AN |
| Dubuque | 10.14 | 57,637 | DU |
| Ames | 10.15 | 58,965 | AM |
| Urbandale | 10.16 | 39,463 | UR |
| West Des Moines | 10.99 | 56,609 | WDM |
| Cedar Falls | 11.43 | 39,260 | CF |
| Bettendorf | 12.80 | 33,217 | BE |
| Marion | 14.22 | 34,768 | MR |
| Mason City | 14.39 | 28,079 | MC |
| Sioux City | 14.90 | 82,684 | SC |
| Marshalltown | 15.38 | 27,552 | MA |
| Cedar Rapids | 15.66 | 126,326 | CR |
| Clinton | 15.69 | 26,885 | CL |
| Iowa City | 15.77 | 67,862 | IC |
| Burlington | 16.34 | 25,663 | BU |
| Des Moines | 16.61 | 204,220 | DM |
| Davenport | 16.78 | 99,687 | DA |
| Council Bluffs | 18.26 | 62,230 | CB |
| Waterloo | 18.44 | 68,406 | WA |
| Ford Dodge | 20.17 | 25,206 | FD |
| Average | 14.41 | | |



Between FY13 and FY22, the tax rate decreased \$0.82. In FY22, the tax rate will decrease from \$11.43 to \$11.38. In FY22, the rollback factor that determines residential taxable values increased from 55.07% to 56.41%. This combined with the decrease in tax rate will show a net effect of 1.98% increase for the average home owner.



Taxes paid per \$1,000 of Taxable Valuation (FY201)

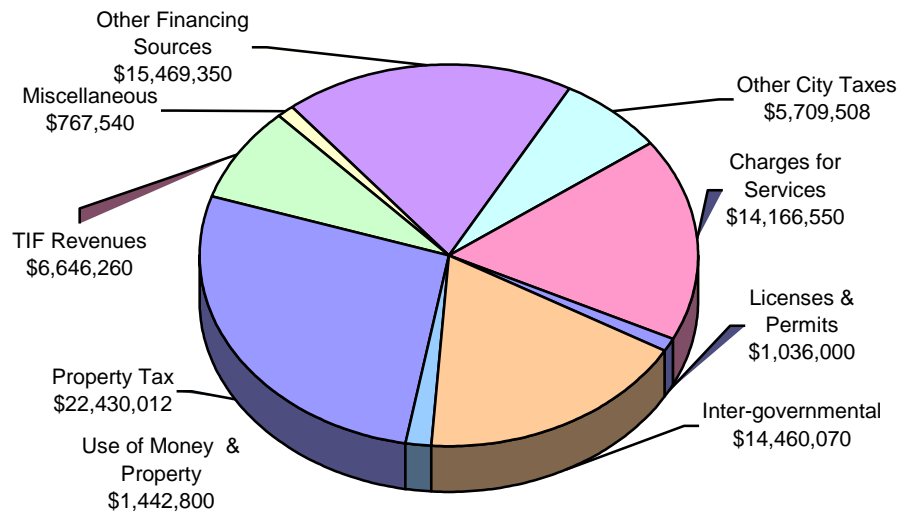
| | (A) | (B) | (C) |
|------------------|----------------|-----|-----|
| City | \$11.43 | X | = |
| School District | \$13.89 | X | = |
| County | \$6.30 | X | = |
| H.C.C. & Other | \$1.43 | X | = |
| Less: | | | |
| Homestead Credit | | | () |
| Military Credit | | | () |
| Total | \$33.06 | | |

To calculate the tax breakdown for your own home, divide your property's TAXABLE VALUE by 1,000; enter the result into column (B) and multiply by the figures in column (A).

❖ To calculate the Homestead Credit, divide \$4,850 by 1,000 and multiply by the total tax rate in Column (A). To calculate the Military credit, divide \$1,852 by 1,000 and multiply the total tax rate in column (A). Homestead and Military credits are deducted from the total tax due.

The following is an example for a home with a GROSS ASSESSED VALUE of \$100,000: \$100,000 x 55.0743% (State Rollback) = \$55,074 (Taxable Value)/1,000 = 55.07 x \$11.43 = \$629.45 paid in City taxes; \$764.92 paid in School taxes; \$346.94 paid in County taxes; \$78.75 paid in H.C.C. & Other taxes; and \$1,820.06 paid in total. If applicable, Military and Homestead credits would reduce the total tax due by \$221.57.

Where The Money Comes From FY22



REVENUE TERMS

Property Taxes: Funds received from taxes levied against private property.

TIF Revenues: Funds provided by incremental increases in tax revenues derived from increased taxable valuations in TIF districts.

Other City Taxes: Funds received from local option sales tax and hotel/motel taxes.

Licenses and Permits: Fees paid by persons for various items such as building permits, burial permits, and business licenses.

Use of Money & Property: Income received on investments and lease income.

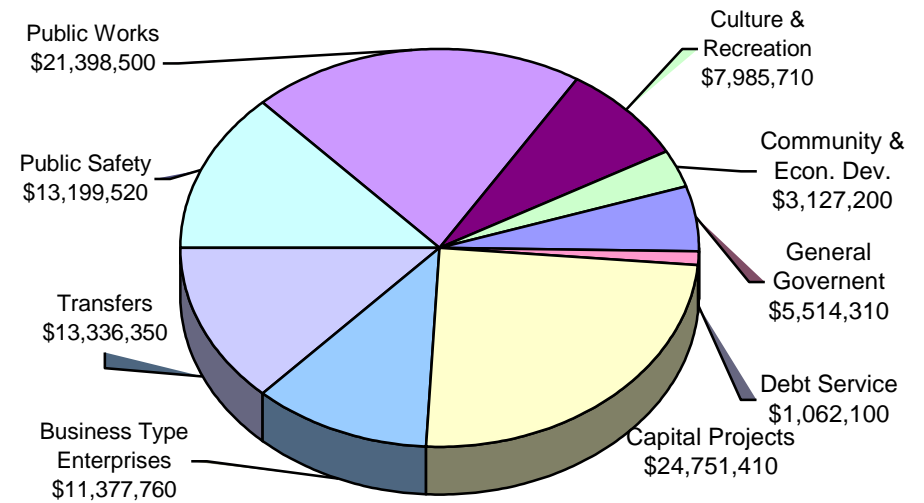
Intergovernmental: Funds received from the Federal or State Government such as Block Grants, Rent Assistance, Road Use Tax, Liquor Profits, Backfill and funds received from the Cedar Falls Utilities.

Charges for Services: Fees paid by persons for services they use such as garbage collection, sewer rental and other services.

Miscellaneous: All other sources of revenue received, including refunds and donations.

Other Financing Sources: Monies transferred between various funds of the City and bond proceeds.

Where The Money Is Spent FY22



EXPENDITURE TERMS

Public Safety: Expenditures for police, fire, civil defense, inspections, and animal control.

Public Works: Expenditures for street repair, street construction, parking, street lighting, and engineering.

Culture & Recreation: Expenditures for library, parks, recreation, cemetery, community center, and visitors and tourism.

Community & Economic Development: Expenditures for economic development, federal housing programs, and planning and zoning.

General Government: Expenditures for financial services, human resources, public records, legal, and cable television. Health & Soc. Services included.

Debt Service: Expenditures for the retirement of principal and interest on bonds that are due during the budget year.

Capital Projects: Expenditures for major capital projects.

Business Type Enterprises: Expenditures for Refuse, Sewer operations and Stormwater.

Transfers: Expenditures transferred between various funds of the City.